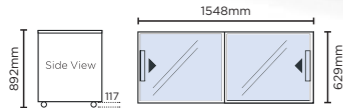


Chest Freezers

Display & Storage Chest Freezers



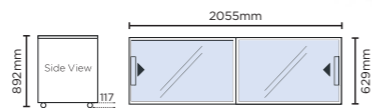
1 YEAR Warranty
LABOUR & PARTS

Flat Glass Top 491L Chest Freezer

Part No.	Capacity	Weight
3735304	491L	101kg

- Smooth sliding glass lids on aluminium top frame with integrated lock
- Lockable front castors make movement and placement easy
- 6 display baskets included
- Temperature range: -22°C to -12°C

	External (mm)	Internal (mm)
Height	892	663
Width	1548	1430
Depth	629	510



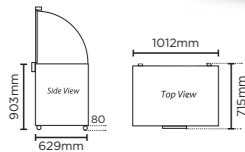
1 YEAR Warranty
LABOUR & PARTS

Flat Glass Top 670L Chest Freezer

Part No.	Capacity	Weight
3735305	670L	120kg

- Smooth sliding glass lids on aluminium top frame with integrated lock
- Lockable front castors make movement and placement easy
- 8 display baskets included
- Temperature range: -22°C to -12°C

	External (mm)	Internal (mm)
Height	892	663
Width	2055	1930
Depth	629	510



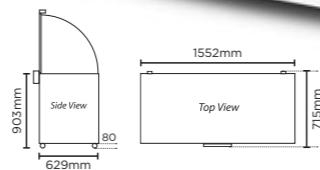
1 YEAR Warranty
LABOUR & PARTS

Flat Top Stainless Steel 296L Chest Freezer

Part No.	Capacity	Weight
3735312	296L	65kg

- Ideal deep-freeze storage solution
- Easy-lift, 80mm dual-hinged stainless steel lids with integrated lock
- Lockable front castors make movement and placement easy
- 1 storage basket included
- Temperature range: -25°C to -15°C

	External (mm)	Internal (mm)
Height	903	682
Width	1012	890
Depth	715	510



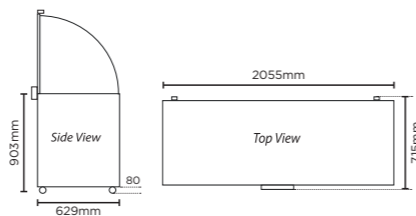
1 YEAR Warranty
LABOUR & PARTS

Flat Top Stainless Steel 492L Chest Freezer

Part No.	Capacity	Weight
3735307	492L	94kg

- Ideal deep-freeze storage solution
- Easy-lift, 80mm dual-hinged stainless steel lids with integrated lock
- Lockable front castors make movement and placement easy
- 2 storage baskets included
- Temperature range: -25°C to -15°C

	External (mm)	Internal (mm)
Height	903	682
Width	1552	1430
Depth	715	510



1 YEAR Warranty
LABOUR & PARTS

Flat Top Stainless Steel 675L Chest Freezer

Part No.	Capacity	Weight
3735306	675L	119kg

- Ideal deep-freeze storage solution
- Easy-lift, 80mm dual-hinged stainless steel lids with integrated lock
- Lockable front castors make movement and placement easy
- 3 storage baskets included
- Temperature range: -25°C to -15°C

	External (mm)	Internal (mm)
Height	903	682
Width	2055	1935
Depth	715	510

Chest Freezers

Specification Reference Guide

Model	CF0200ATCG	CF0300ATCG	CF0400ATCG	CF0500ATCG	CF0600ATCG	CF0200FTFG	CF0300FTFG	CF0400FTFG	CF0500FTFG	CF0700FTFG	CF0300FTSS	CF0500FTSS	CF0700FTSS
Part Number	3735301	3735302	3735303	3736203	3736204	3735308	3735309	3735310	3735304	3735305	3735312	3735307	3735306
Ext. Height (mm)*	949	949	949	949	949	892	892	892	892	892	903	903	903
Ext. Width (mm)*	719	1010	1298	1548	1750	719	1010	1298	1548	2055	1012	1552	2055
Ext. Depth (mm)*	615	615	615	615	615	629	629	629	629	629	715	715	715
Capacity	176L	264L	352L	427L	555L	191L	296L	401L	491L	670L	296L	492L	675L
Temp. Range	-22 to -12°C	-22 to -12°C	-22 to -12°C	-22 to -12°C	-22 to -12°C	-22 to -12°C	-22 to -12°C	-22 to -12°C	-22 to -12°C	-22 to -12°C	-25 to -15°C	-25 to -15°C	-25 to -15°C
Max. Ambient Temp.	35°C	35°C	35°C	35°C	35°C	35°C	35°C	35°C	35°C	35°C	35°C	35°C	35°C
Refrigeration Power	190W	220W	300W	400W	420W	190W	220W	300W	400W	440W	175W	400W	425W
Current	1.5A	1.9A	2.3A	2.6A	2.75A	1.5A	1.9A	2.3A	2.6A	2.9A	1.2A	2.6A	2.9A
Gross Weight	57kg	70kg	81kg	96kg	114kg	58kg	70kg	80kg	101kg	120kg	65kg	94kg	119kg
Refrigerant	R404a	R404a	R404a	R404a	R404a	R404a	R404a	R404a	R404a	R404a	R404a	R404a	R404a
Plug Supplied	1	1	1	1	1	1	1	1	1	1	1	1	1
Power Supply	10A	10A	10A	10A	10A	10A	10A	10A	10A	10A	10A	10A	10A

Features

Main Light											✓	✓	
No. of Lids	2	2	2	2	2	2	2	2	2	2	1	1	1
Lid Type	Slide	Slide	Slide	Slide	Slide	Slide	Slide	Slide	Slide	Slide	Hinged	Hinged	Hinged
Lid Shape	Curved	Curved	Curved	Curved	Curved	Flat	Flat	Flat	Flat	Flat	Flat	Flat	Flat
Safety Glass Lid	✓	✓	✓	✓	✓	✓	✓	✓	✓	✓			
Stainless Steel Lid											✓	✓	✓
Door Lock	✓	✓	✓	✓	✓	✓	✓	✓	✓	✓	✓	✓	✓
Temp. Display	Digital	Digital	Digital	Digital	Digital	Digital	Digital	Digital	Digital	Digital	Digital	Digital	Digital
Lockable Front Castors	✓	✓	✓	✓	✓	✓	✓	✓	✓	✓	✓	✓	✓
No. of Baskets	2	4	5	6	6	2	4	5	6	8	1	2	3
Colour	White	White	White	White	White	White	White	White	White	White	White	White	White

Warranty

Parts (Years)	1	1	1	1	1	1	1	1	1	1	1	1	1
Labour (Years)	1	1	1	1	1	1	1	1	1	1	1	1	1

*Dimensions exclude handle protrusions